



**Class: VI**  
**Session 2023-2024**

Dear Students,

As the warmth of the summer sun approaches, it's time to embrace the much-anticipated summer holidays! We hope this break provides you with ample opportunities to relax, recharge, and explore new horizons. However, before you embark on your well-deserved vacation, we have some exciting yet enriching homework assignments to keep your mind engaged during this period.

We believe that learning doesn't have to be confined to the four walls of a classroom, and the summer holidays offer the perfect canvas for expanding your knowledge and nurturing your creativity. These assignments are designed to provide you with a sense of adventure, intellectual stimulation, and personal growth.

Throughout the summer, our dedicated team of educators will be available to guide and support you whenever needed. Feel free to reach out to us for any clarification, inspiration, or assistance you may require on your homework assignments.

We eagerly await your return in the coming academic year to hear about your captivating experiences and witness the growth you have achieved. Make the most of this summer break, embrace the joy of learning, and let your enthusiasm shine through!

Wishing you a truly unforgettable and enriching summer holidays.

**TO DO LIST DURING THE HOLIDAYS:**

- *Spend time outdoors, walking, playing, jogging etc.*
- *Speak to your friends, don't just message them on social media.*
- *If you are lucky enough to have siblings, plan some special time to hang-out together or play with them.*
- *Try to have meals without a mobile phone so that you can interact with your family members without distraction.*
- *Read good books. A few of them are suggested in this assignment too.*
- *Do something kind such as pulling weeds out in garden, watering the plants, helping your family members in their daily chores.*
- *Tidy your room and make your bed, you have plenty of time!*
- *Relax... and come back refreshed to take up school tasks with full zeal after vacation!*

## INSTRUCTIONS

- ❖ Entire work would be assessed for internal assessment.
- ❖ Work should be based on creativity, productivity and clarity.
- ❖ Punch the A-4 size sheets and submit in a single file for all subjects. Scrapbook to be submitted separately.
- ❖ Revise & prepare syllabus of PA-1 for upcoming exam for all subjects in the month of July for a glorious achievement.

### Subject: English

1. Design a model of any one city of Nagaland and Rajasthan using card board and write the speciality of the city in scrap book.
2. Make a word chain of 50 words from the last letter of the given word each time. 'Description'.
3. Make a project enlisting two famous poets each of Rajasthan and Nagaland.



### Subject: Hindi

1. राजस्थान एवं नागालैंड के पर्यटक स्थलों का चित्र सहित एक विवरणिका (Brochure) बनाए।
2. नागालैंड एवं राजस्थान के जनजातीय नृत्य तथा संगीत का सचित्र तुलनात्मक वर्णन कीजिए।
3. अपनी पाठ्य पुस्तक बालराम कथा के पाठ 1 और 2 को पढ़कर उसमें आए पात्रों में से किसी भी एक के बारे में चित्र सहित 10 वाक्य लिखिए। जैसे—राम, राजा दशरथ, राजा जनक आदि।
4. नागालैंड अथवा राजस्थान के किन्हीं दो देशभक्तों का जीवन—परिचय, कार्यक्षेत्र और उनका योगदान प्रस्तुत कीजिए। चित्र सहित प्रोजेक्ट फाइल तैयार कीजिए।
5. 'शिक्षा' विषय पर ए-4 साइज शीट पर दो स्लोगन लिखिए।
6. निम्नलिखित वर्णित रचनाकारों की रचनाओं में से स्वरुचि अनुसार किसी एक रचना का

ग्रीष्मावकाश में अध्ययन कीजिए।

मुंशी प्रेमचंद—गोदान, कर्मभूमि, पूस की रात

मैथिलीशरण गुप्त—साकेत, पंचवटी

सुमित्रानंदन पंत—पल्लव

महादेवी वर्मा—अतीत के चलचित्र

सुभद्रा कुमारी चौहान— बिखरे मोती



## Subject: Mathematics

1. Make this table in scrap book, fill the population in it and answer the following questions:

	Population (2011 census)
Rajasthan	
Males	
Females	
Nagaland	
Males	
Females	

- Put commas and write these population figures in Indian as well as international system of numeration.
- Write these population figures in expanded form.
- Round off these population figures to nearest hundreds.
- Write these population figures and write next 5 numbers by skipping counting by 100000.
- Make place value chart and show Rajasthan's as well as Nagaland's population in it.
- Collect numbers of districts of Rajasthan and Nagaland each and calculate the LCM and HCF of these by using both methods, Prime Factorization and Division.

**Project:-1** Aim of this art integrated activity is to make a working model of "Find the LCM of 3, 8 and 12" by using number chart sheet.

<https://youtu.be/Gc4CbInY5zE>



Do worksheet no. 2 in your Mathematics notebook.

## Subject: Science

- Write different sources of food from plants and animals and their nutritional value, of Rajasthan and Nagaland.
- Make a scuba diver using a transparent plastic bottle, balloon and paper clips. (Pg no. 45) (Roll no. 1 to 10)
- Construct a dancing bug to observe the types of motion. (Pg no. 130) (Roll no. 11 to 20)
- Construct a model of periscope. (Pg no. 139) (Roll no. 21 to 30)

## Subject: Social Science

- Make a comparative study of Rajasthan and Nagaland in which you can include location, food, culture, language, clothing, festivals, etc. Paste pictures to make your project attractive. Do it in scrap book.
- Select any two monuments of Rajasthan and Nagaland and collect all related information about them and write in your scrap book.



## Subject: Sanskrit

1. अपनी पाठ्य-पुस्तक से कोई दो श्लोक अनुवाद सहित ए-4 साइज सीट पर लिखिए।
2. 1 से 20 तक संस्कृत में गिनती लिखिए। (उत्तर पुस्तिका)
3. निम्न शब्दों के चित्र सहित संस्कृत में पर्यायवाची शब्द लिखिए:-  
क. सूर्यः            ख. माता            ग. जलम्            घ. अश्वः            ङ. पृथ्वी

## Subject: Fine Art

Draw and color as per Question 5. “Optical illusion on template with the help of INSTRUCTIONAL BOOKLET”.

## Subject: Computer

1. Find out information about any three animals from the states of Nagaland and Rajasthan and make a document in MS-Word with three pages (one page for each animal), including all the information listed below:
  - Paste a picture of animal taken on page.
  - Using WordArt, the animal's name should be shown at the top of the page.
  - The habitat they live in and the adaptations they have made to live there. Make a table and include all of this data along with the animal's name.
  - You can E-Mail on this id-poojakhar156@gmail.com and mention your name and class in subject column.


## Sub: General Knowledge

### • Art Integrated Activity

Make any one famous **desserts delight /summer drink** of **Nagaland/ Rajasthan**. Click clear **Pictures /videos** of preparation and share with your class teacher. Add recipe and your experience of its preparation and taste in text form with its picture/video.

## Sub: Music

1. Learn and practice School Prayers and National Anthem with the correct lyrics given in school almanac.
2. Learn Shloka's given in school almanac for presentation in school assembly.  
Do following work in your Scrap Book:
3. Draw and colour your favourite musical instrument and write few sentences about why you like it.
4. Research and write a short paragraph about a famous musician or composer of your choice. Include their name, a picture, and some interesting facts about their life and music.



## Sub: French

- Make a scrap file to show the following information about France.
- Paste pictures and give a brief information.
- 3 monuments de la France.
- Tour de France.

- Les Fromage Français. (any 2)
- Napoléon Bonaparte.
- Les parfums Français. (any 2)
- Les vins Français. (any 2)
- Le BateauMouche.
- Personnalités célèbres de France (Famous personalities of France) (any 2)

## WORK SHEET

Note: The homework needs to be done in the French notebook.

Stick the worksheet in the notebook. The worksheet should be done with pencil only.

## ART INTEGRATED PROJECT

State :Nagaland

Donnez les informations régionales au dessous de l'état Nagaland.

La capitale, l'autre nom/ synonyme de Nagaland, les langues parlées, les monuments, les fêtes, la cuisine, les danses, les costumes, les montagnes, les fleuves, la fleur de l'état etc.

(Write the regional information given below about Nagaland)

Its capital, Any other name of Nagaland (Synonym), Languages spoken, Monuments, Festivals, Food, Dances, Costumes, Mountains, Rivers, State flower etc.



Faites sur la feuille A4. (Do it on A4 size sheet).



## Recommendation for Books to enjoy reading during Summer Break:

### Books

- ❖ “To Kill a Mockingbird” by Harper Lee.
- ❖ “The Book Thief ” by Markus Zusak
- ❖ “Animal Farm” by George Orwell
- ❖ “The Adventures of Tom Sawyer” by Mark Twain
- ❖ “Harry Potter Series” by J.K. Rowling



AUROBINDO INTERNATIONAL SCHOOL, JAIPUR

2023-2024

Revision worksheet-03

Sub: French

Class:VI

Name : \_\_\_\_\_

Date : \_\_\_\_\_

---

Q1. Traduisez en français – (Translate in French)

1. Good morning , sir !
2. Good afternoon ma'am !
3. Hello, how are you ?
4. Good evening , miss !
5. See you again !
6. See you soon !
7. Thank you very much !
8. Please (formal)
9. How are you ? (informal)
10. Happy birthday
11. Happy journey
12. Mention not
13. Please (informal)
14. I am fine, thank you ! (informal)
15. I am fine, thank you (formal )

Q2. Répondez en français – (Reply in French)

1. Comment vous appelez- vous ?

\_\_\_\_\_

2. Quel âge as-tu ?

\_\_\_\_\_

3. Comment ça va ?

\_\_\_\_\_

4. Comment allez-vous ?

\_\_\_\_\_

5. Quel âge avez-vous ?

\_\_\_\_\_

Q3. Mettez le dialogue en bonne ordre –

(Put the dialogue in order)

- Au revoir

- Quel âge as- tu ?

- Je m'appelle Pierre et toi ?

- Bonjour ca va ?

- J'ai douze ans et toi ?

- Au revoir !

- Moi aussi, j'ai onze ans.

- Comment t'appelles-tu ?

- Bonjour ca va bien, merci !

Q4. Complétez les phrases:

1. Le \_\_\_\_\_ est la date de fête nationale de France. (National day)



2. La T\_\_\_\_\_ E\_\_\_\_\_ est un monument de France.



3. Bordeaux est un nom d'un V\_\_\_\_\_ français.



4. \_\_\_\_\_ est un parfum fameux.



5. \_\_\_\_\_ est la monnaie (currency) française.



Q5. Écrivez les nombres en lettres. ( write the numbers in French )

a. 3 \_\_\_\_\_

b. 5 \_\_\_\_\_

c. 9 \_\_\_\_\_

d. 11 \_\_\_\_\_

e. 13 \_\_\_\_\_

f. 16 \_\_\_\_\_

g. 20 \_\_\_\_\_

h. 17 \_\_\_\_\_

i. 12 \_\_\_\_\_

j. 14 \_\_\_\_\_